

## Accessing the Learning Management System (LMS)

Use this procedure to access the connectBurnaby myLearning Learning Management System (LMS).

For more information on	Go to
Accessing connectBurnaby myLearning internally	<a href="#">Accessing connectBurnaby myLearning within the City's Network</a>
Accessing connectBurnaby myLearning externally	<a href="#">Accessing connectBurnaby myLearning from outside the City's Network</a>
Logging off from the LMS	<a href="#">Logging off from the LMS</a>

### Accessing connectBurnaby myLearning within the City's Network



- To access connectBurnaby myLearning within the City's network, in the connectBurnaby Portal, click [myLearning](#).

### Accessing connectBurnaby myLearning from Outside the City's Network

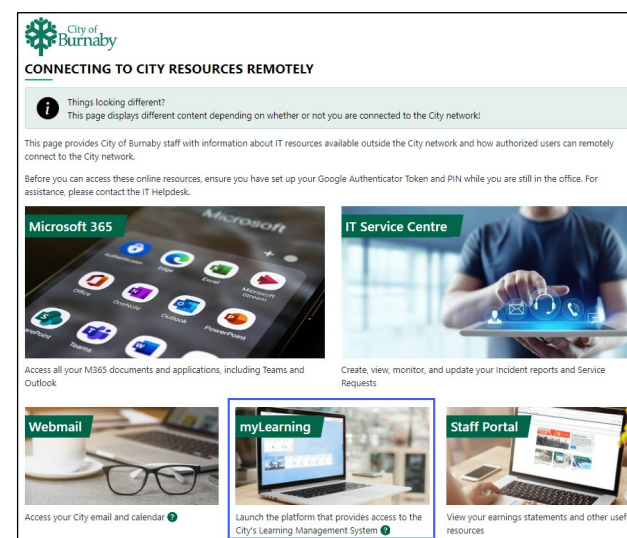
- To access connectBurnaby myLearning from outside the City's network, complete one of the following:

Access Options	Proceed to the section titled
Desktop Icon	<a href="#">Connecting Remotely Desktop Icon</a> (City Laptops Only)
Staff Portal	<a href="#">Staff Portal on Burnaby.ca</a>
Direct Link	<a href="#">Direct Link</a>

### Connecting Remotely Desktop Icon



- On your City computer, double-click



If you are connected to the City's network, the **Resources for Working Remotely** page displays.

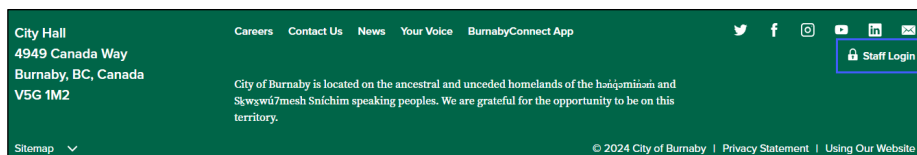
- On the landing page, click the **myLearning** tile.

3. On the **Sign in** page, complete each field and click **Next**:

Field Name	Enter
someone@example.com	Your City email address
Password	Your City network password
Passcode	Your four-digit token PIN immediately followed by the six-digit passcode generated in Google Authenticator without any spaces

For more information on setting up your passcode, see the connectBurnaby job aid titled [Setting up your Google Authenticator Token and PIN](#).

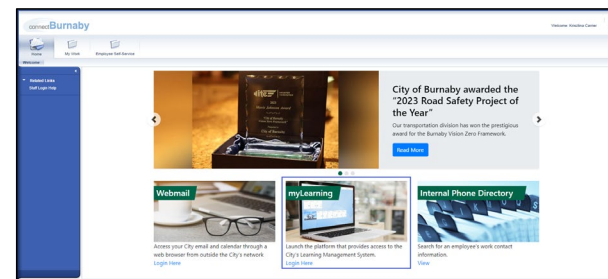
## Staff Portal on Burnaby.ca



1. At the bottom of the [Burnaby.ca](#) home page, click **Staff Login**.

2. On the **Login** page, complete the following fields:

Field Name	Enter
Username	Your City network username
Password	Your City network password
Passcode	Your four-digit token PIN immediately followed by the six-digit passcode generated in Google Authenticator without any spaces

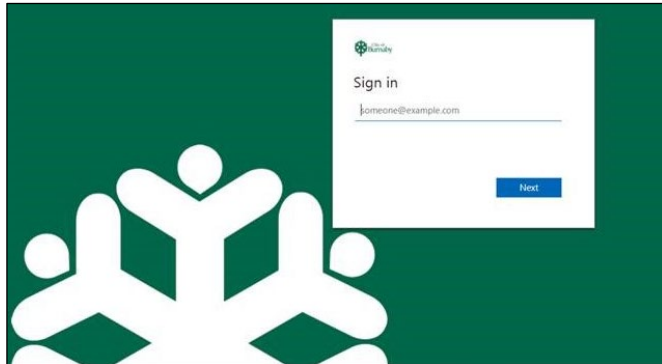


3. On the connectBurnaby Portal home page, click the **MyLearning** tile.
4. On the **Sign in** page, complete each field and click **Next**:

Field Name	Enter
someone@example.com	Your City email address
Password	Your City network password

Field Name	Enter
Passcode	Your four-digit token PIN immediately followed by the six-digit passcode generated in Google Authenticator without any spaces

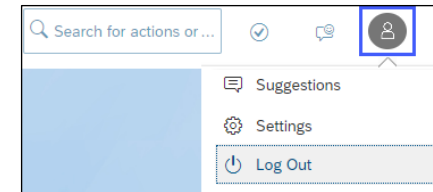
## Direct Link



1. In a web browser, navigate to the connectBurnaby myLearning login page:  
[https://hcm17.sapsf.com/sf/home?bplte\\_company=cityofburn#/login](https://hcm17.sapsf.com/sf/home?bplte_company=cityofburn#/login)
2. On the **Sign in** page, complete each field and click **Next**:

Field Name	Enter/Select
someone@example.com	Your City email address
Password	Your City network password
Passcode	Your four-digit token PIN immediately followed by the six-digit passcode generated in Google Authenticator without any spaces

## Logging off from the LMS



1. To safely log off from connectBurnaby myLearning, in the top right corner, click the profile icon.
2. From the dropdown, select **Log Out**.